


TORQUE




TORQUE WRENCHES

The **TEKIRO** Torque Wrenches provides users with proper bolt tightening and eliminates various errors that might occur during bolt tightening operations. This variant is suitable for industrial applications due to its easy torque adjusting & quick release design. With an easy touch of the switch, we could change both clockwise and anticlockwise directions.



PROFESSIONAL TORQUE WRENCHES

This variant is recognised for its reliability, accuracy and quality due to its unique design and mechanism. Push through reversible square drive connector enables instant direction reversal, retractable torque adjuster that cannot be altered by accident and loud click sound when torque is reached.





TORQUE WRENCH

KUNCI TORSI

ITEM CODE	SIZE	1 (mm)	2 (mm)	3 (mm)	4 (mm)	WEIGHT (gr)	QTY / BOX INNER/MASTER
TQ-WR0320	TKR 3/8" DR. TORQUE WR. 2 - 10 (N.m) (TR100)	281	156	29	11	827	1 / 24 pcs
TQ-WR0321	TKR 3/8" DR. TORQUE WR. 4 - 20 (N.m) (TR300)	329	206	29	12	643	1 / 24 pcs
TQ-WR0322	TKR 1/2" DR. TORQUE WR. 20 - 100 (N.m) (TR1200)	440	286	36	15	1,320	1 / 12 pcs
TQ-WR0323	TKR 1/2" DR. TORQUE WR. 40 - 200 (N.m) (TR2000)	510	340	44	20	1,570	1 / 12 pcs
TQ-WR0324	TKR 1/2" DR. TORQUE WR. 60 - 340 (N.m) (TR3000)	610	440	44	20	1,770	1 / 12 pcs
TQ-WR0325	TKR 3/4" DR. TORQUE WR. 100 - 600 (N.m) (TR5000)	1,502	780	63	31	5,100	1 / 2 pcs
TQ-WR0326	TKR 1" DR. TORQUE WR. 200 - 1000 (N.m) (TR8400)	1,235	910	68	34	6,219	1 / 2 pcs



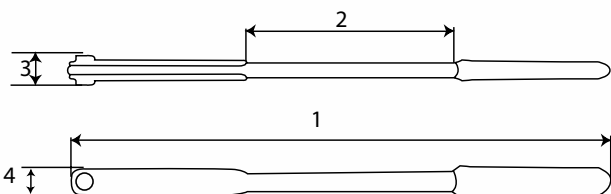
- Industrial application
- Wide range of choice
- Tolerance of torque $\pm 3\%$
- Easy torque-adjusting design
- Quick release design
- Applied to both clockwise and counterclockwise directions
- Quality meets DIN ISO 6789 & ASME B107.300-2010



PROFESSIONAL TORQUE WRENCH

KUNCI TORSI PROFESIONAL

ITEM CODE	SIZE	1 (mm)	2 (mm)	3 (mm)	4 (mm)	WEIGHT (gr)	QTY / BOX INNER/MASTER
TQ-PF0327	3/8" DR. PROFESSIONAL TORQUE WRENCH 2.5 - 11 (N.m) (T100)	351	105	32	30	609	1 / 24 pcs
TQ-PF0328	3/8" DR. PROFESSIONAL TORQUE WRENCH 5 - 33 (N.m) (T300)	450	210	32	30	737	1 / 12 pcs
TQ-PF0329	1/2" DR. PROFESSIONAL TORQUE WRENCH 12 - 68 (N.m) (T600)	505	195	44	32	1050	1 / 12 pcs
TQ-PF0330	1/2" DR. PROFESSIONAL TORQUE WRENCH 25 - 135 (N.m) (T1200)	551	210	49	32	1440	1 / 12 pcs
TQ-PF0331	1/2" DR. PROFESSIONAL TORQUE WRENCH 50 - 225 (N.m) (T2000)	540	205	49	31	1468	1 / 12 pcs
TQ-PF0332	1/2" DR. PROFESSIONAL TORQUE WRENCH 70 - 330 (N.m) (T3000)	796	436	49	31	2,580	1 / 6 pcs
TQ-PF0333	3/4" DR. PROFESSIONAL TORQUE WRENCH 140 - 560 (N.m) (T5000)	995	342	74	49	6,700	1 / 2 pcs
TQ-PF0334	3/4" DR. PROFESSIONAL TORQUE WRENCH 200 - 810 (N.m) (T7200)	1,003	700	74	48	7,033	1 / 2 pcs
TQ-PF0335	1" DR. PROFESSIONAL TORQUE WRENCH 460 - 940 (N.m) (T8400)	1,360	805	80	66	7,839	1 / 1 pcs



- Industrial application
- Wide range of choice
- Tolerance of torque $\pm 3\%$
- Push through square drive connector for instant directional change
- Loud click sound when required torque is reached
- Retracting torque adjuster brings length independent and accurate torque
- Quality meets DIN ISO 6789 & ASME B107.300-2010



WRENCH

TORQUE

SOCKET

IMPACT SOCKET

PLIER

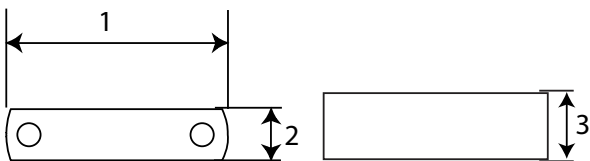
SCREWDRIVER



DRIVE TORQUE

DRIVE TORSI

ITEM CODE	SIZE	1 (mm)	2 (mm)	3 (mm)	WEIGHT (gr)	QTY / BOX INNER/MASTER
TQ-HT1457	3/8" DR. DRIVE TORQUE 32.6 X 9.52 X 10.5 mm (T100, T300)	33	33	10	21	12 / 12 pcs
TQ-HT1458	1/2" DR. DRIVE TORQUE 44.2 X 12.7 X 14 mm (T600)	44	44	13	52	12 / 12 pcs
TQ-HT1459	1/2" DR. DRIVE TORQUE 48.5 X 12.7 X 14 mm (T1200, T2000, T3000)	48	48	14	57	12 / 72 pcs
TQ-HT1460	3/4" DR. DRIVE TORQUE 73.5 X 19 X 20.75 mm (T5000, T7200)	73	73	14	196	1 / 6 pcs



- Material is Chrome Molybdenum
- Industrial Black Oxide finish
- Precision milled
- Corrosion resistance

BELIEVE
IN YOUR CHOICE

WWW.TEKIRO.COM